



产品特点

- *有2种最大吸入流量300/600L/min
- *采用3 真空
- *无需工具! 可削减维护工时

型号规格

ZL 3 M 06 □ - □

① ② ③ ④ ⑤ ⑥

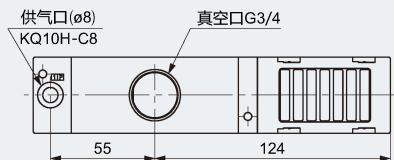
① 产品系列	② 最大真空流量	③ 标准供给压力	④ 连接口
ZL	3-280NL/min 6-580NL/min	H-5bar L-5bar M-3.5bar	04- 8mm 2xG1/2 06- 8mm G3/4 04L- 8mm 2xG1/2 06L- 8mm G3/4
⑤ 止回阀	⑥ 破真空口		
空白- A-	空白-无检测口 GN-带检测口(G1/8) G-机械压力表		

性能参数

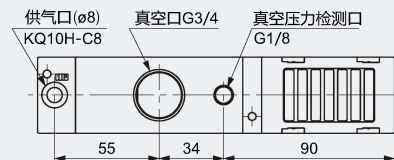
型号	喷嘴直径 mm	环境及流体温度 °C	使用压力范围 bar	标准供给压力 bar	最大真空度 kPa	最大真空流量 NL/min	真空消耗量 NL/min	排气噪音 dB(A)
ZL3L□	Φ1.3	5~50	2~6	5	-75	280	105	68
ZL3H□	Φ1.5	5~50	2~6	5	-93	280	135	68
ZL3M□	Φ1.9	5~50	2~6	3.5	-91	280	150	68
ZL6L□	Φ1.3x2	5~50	2~6	5	-75	580	210	68
ZL6H□	Φ1.5x2	5~50	2~6	5	-93	580	270	68
ZL6M□	Φ1.9x2	5~50	2~6	3.5	-91	580	300	68

规格尺寸(mm)

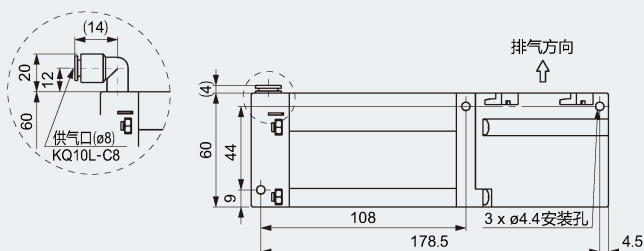
ZL3 □06 □标准型



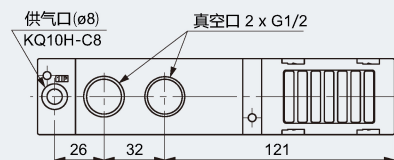
ZL3 □06 □-GN标准型带真空检测口



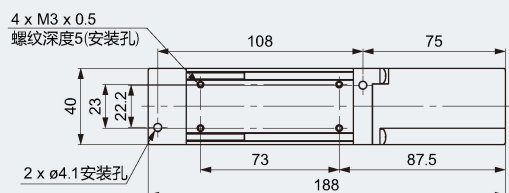
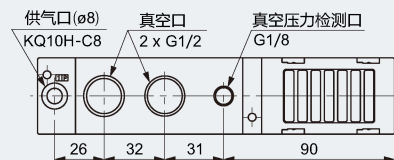
弯接头:



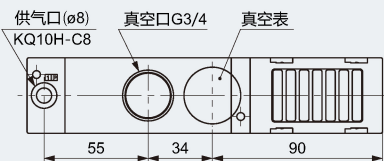
ZL3 □04 □分支配管型



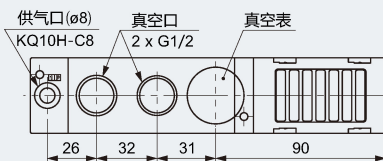
ZL3 □04 □-GN分支配管型带真空检测口



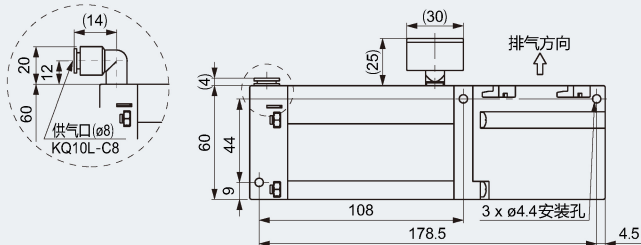
ZL3 □06 □-G带机械式真空表



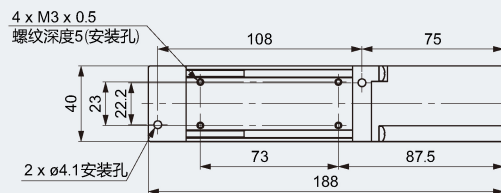
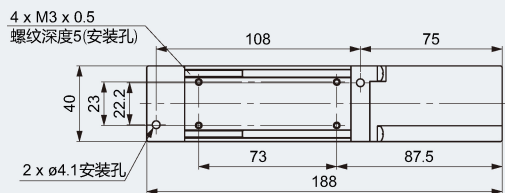
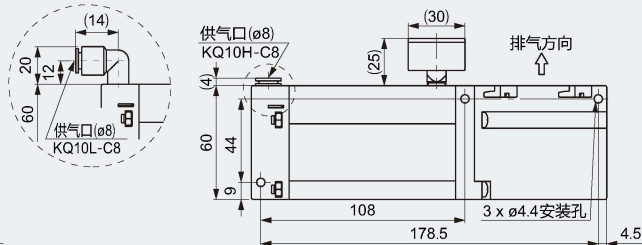
ZL3 □04 □-G分支配管型带机械式真空表



弯接头型号:
ZL3 □06L □-G

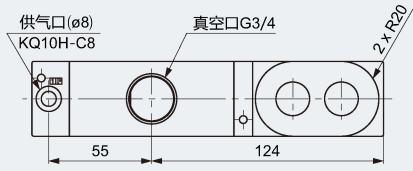


弯接头型号:
ZL3 □04L □-G

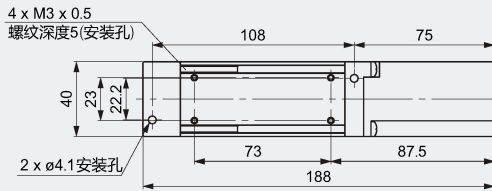
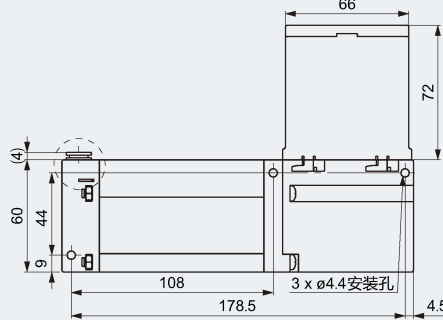
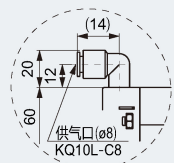


VT
HVT
HGX
HGS
VI
BM/RX
JBM/JBX
VBM/VBX
RVBM/RVBX
VK
HZK2
RV/RVE/RVZ
RL100
RL300/600
ZL1/3/6
ZH
ZU
VY
ZH
ACPF
LT
VZQ

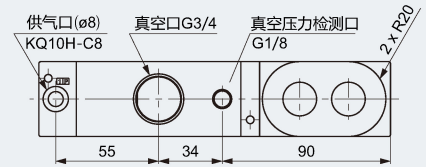
ZL6 □o6 □标准型



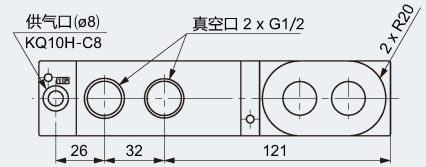
弯接头:



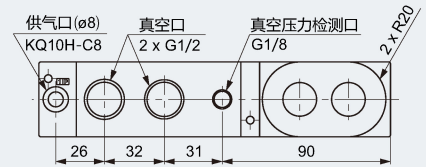
ZL6 □o6 □ - GN标准型带真空检测口



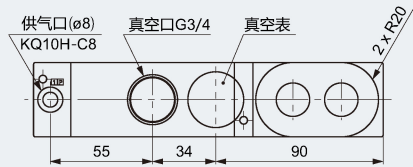
ZL6 □o4 □分支配管型



ZL6 □o4 □ - GN分支配管型带真空检测口

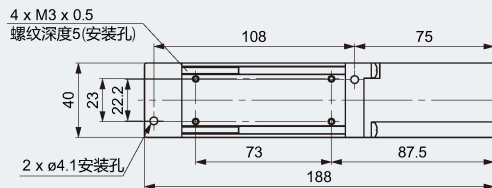
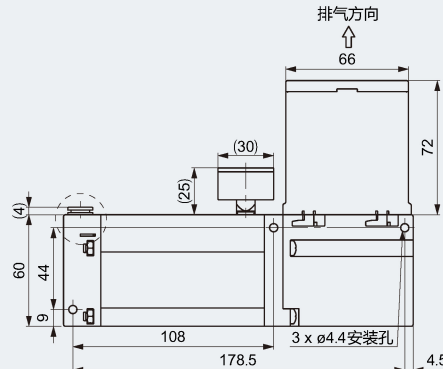
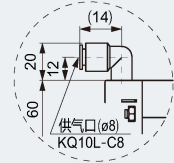


ZL6 □o6 □ - G带机械式真空表

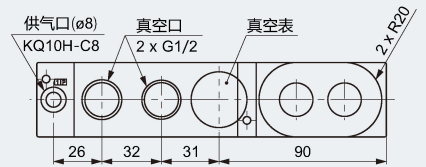


弯接头型号:

ZL6 □06L □ - G



ZL6 □o4 □ - G分支配管型带机械式真空表



弯接头型号:

ZL6 □04L □ - G

